





## EMS device for facial electrostimulation – AP0001



Promotes voluntary movement of the muscles of the face and jaw, allowing the facial muscles to burn fat during exercise and achieve a firming effect on the lower face and jowls.

- 3 levels of intensity.
- Restores muscle elasticity.
- Keep the face alive and vibrant.
- Relieves facial discomfort.
- A complete and revealing massage.

### Method of use:

1. Switch on the equipment by pressing and holding the  The equipment will start in the first intensity level by default for a few seconds.
2. The equipment has 3 intensities (low, medium and high), briefly press the button  and it will change to the next intensity, when it reaches the highest intensity if you press again  shall return to the first intensity.
3. To switch off, press and hold the  for a few seconds.

### Charging

The unit has an internal rechargeable lithium battery, to charge use the included USB cable by connecting it to a mobile power adapter (5V 1A) or to a computer USB port. When charging a flashing light will come on, the light will turn off when fully charged.

### Important points to note

1. First time users should not use the maximum level in the first week.
2. While adapting to the use of the facial device, it is necessary to gradually change the intensity.
3. First time use for more than 10 minutes per day is not recommended.
4. Shaping is a long term process, high intensity use does not mean better results, you need to adapt gradually to get a good result.

5. Facial contouring firms gradually, pay attention to the progress by using it at least twice a week. When you notice that the results stabilise, stop using it.
6. The first time you may feel some discomfort (depending on each person), it is recommended to use the soft power first, when sticking it to the face the feeling will be like small cramps, it is normal.

## **Methods of maintaining the device:**

1. Use a soft cloth to clean if the equipment is dirty, you can use a slightly damp cloth with a neutral cleaner and then use another one to dry very well.
2. Please do not use detergents, volatile solvents, petrol preparations, etc.
3. Avoid contact of water and other liquids with the device.
4. Do not expose the instrument to the environment in extreme cold or hot conditions.
5. Please do not expose the instrument to direct sunlight, humid conditions, dusty, corrosive places or in places where gases are stored.
6. Keep the equipment out of the reach of children.

Failure to observe the above precautions and improper use will result in the company not being responsible for the quality and operability of the equipment.

## **Safety Precautions (Do not use in the following cases)**

1. Persons using a heart rate regulator or an electronic medical device embedded in the body.
2. Persons with artificial cardiopulmonary pacemakers and electronic medical life support instruments.
3. Those who use ECG instruments and carry medical instruments such as cardiac stents.
4. Patients with malignant tumours.
5. If you have wounds on your face that have not healed.
6. Pregnant women and children.
7. Patients with skin allergies and skin disorders.
8. Patients with psychological medical history, follow the advice of the doctor.
9. People sensitive to current.

